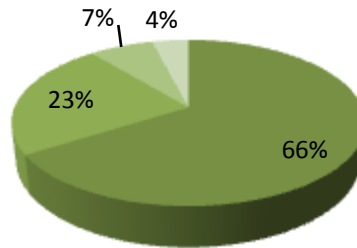


San Francisco Survey Results

What is your average number of grooms per day?

| | |
|-------|-----|
| 0-10 | 66% |
| 11-20 | 23% |
| 21-30 | 7% |
| 31+ | 4% |

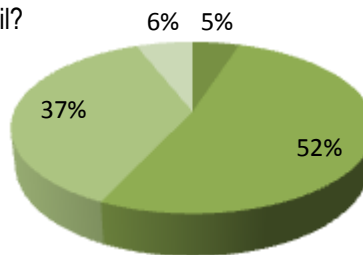


- 0-10
- 11-20
- 21-30
- 31+

What is your average groom cost not including retail?

| | |
|-----------|-----|
| \$0-\$20 | 5% |
| \$21-\$40 | 52% |
| \$41-\$60 | 37% |
| \$61+ | 6% |

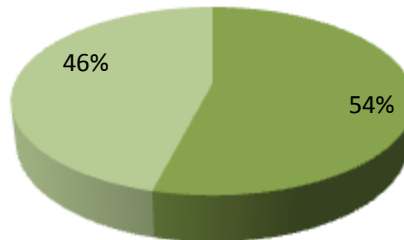
Average National Grooming Cost per Dog = \$42.00
 Average National Grooming Cost per Cat=\$60.00



- \$0-\$20
- \$21-\$40
- \$41-\$60
- \$61+

Do you offer Add-On spa treatments?

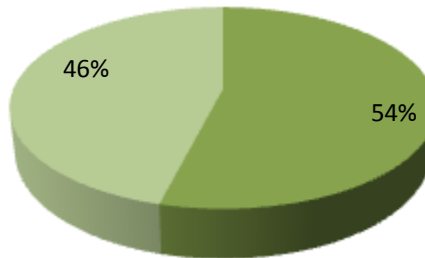
| | |
|-----|-----|
| Yes | 54% |
| No | 46% |



- Yes
- No

Do you retail grooming (skin/hair coat) products?

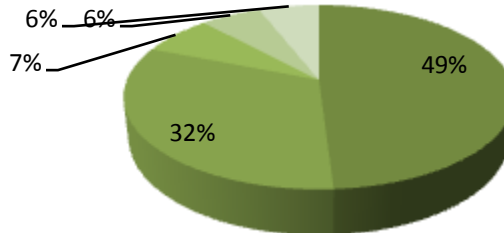
| | |
|-----|-----|
| Yes | 54% |
| No | 46% |



- Yes
- No

What is your average income daily for retail sold?

| | |
|-------------|-----|
| \$0 | 49% |
| \$1-\$50 | 32% |
| \$51-\$100 | 7% |
| \$101-\$150 | 6% |
| \$151+ | 6% |



- \$0
- \$1-\$50
- \$51-\$100
- \$101-\$150
- \$151+

*Survey results from May 2008 - Present